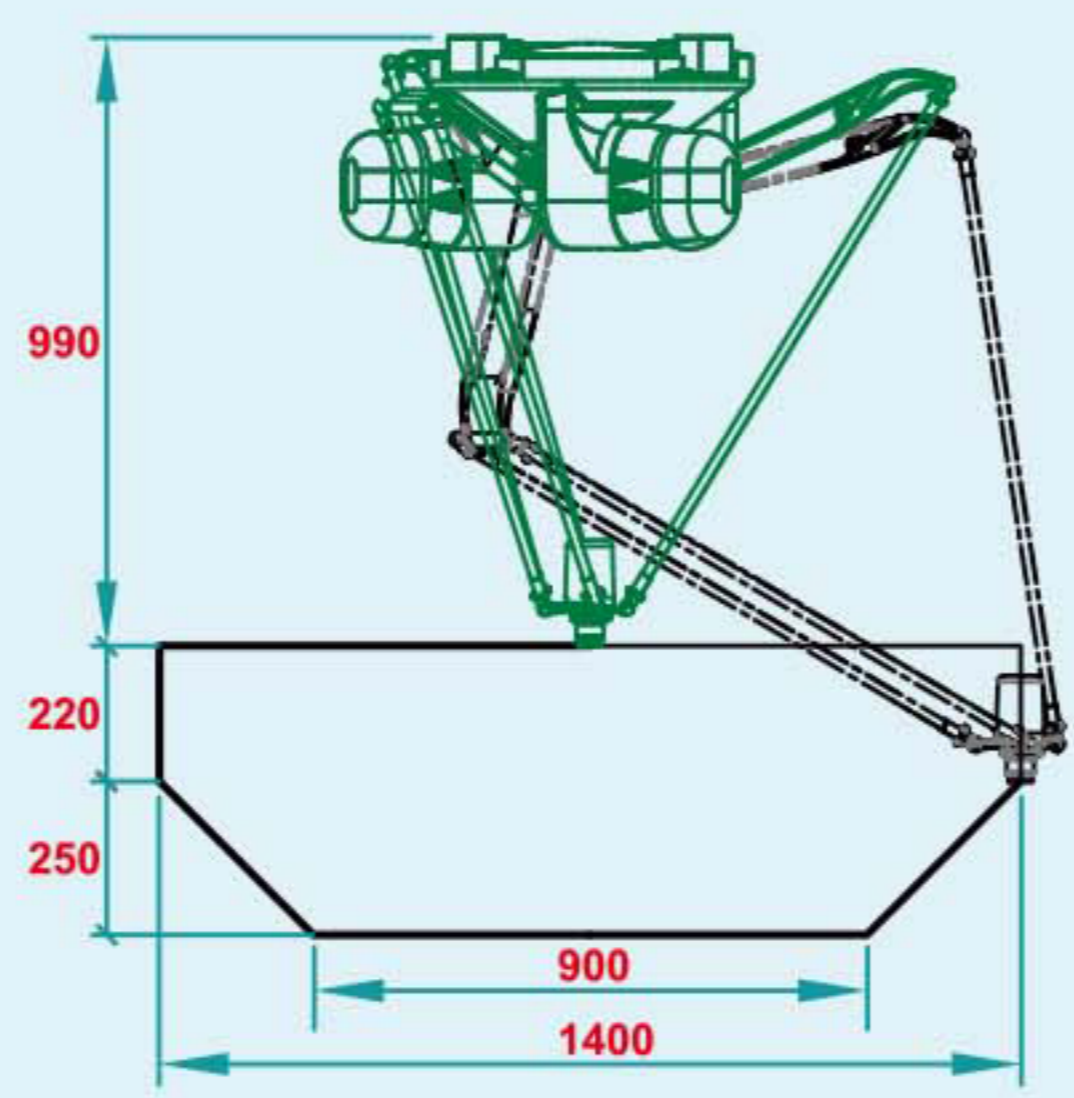
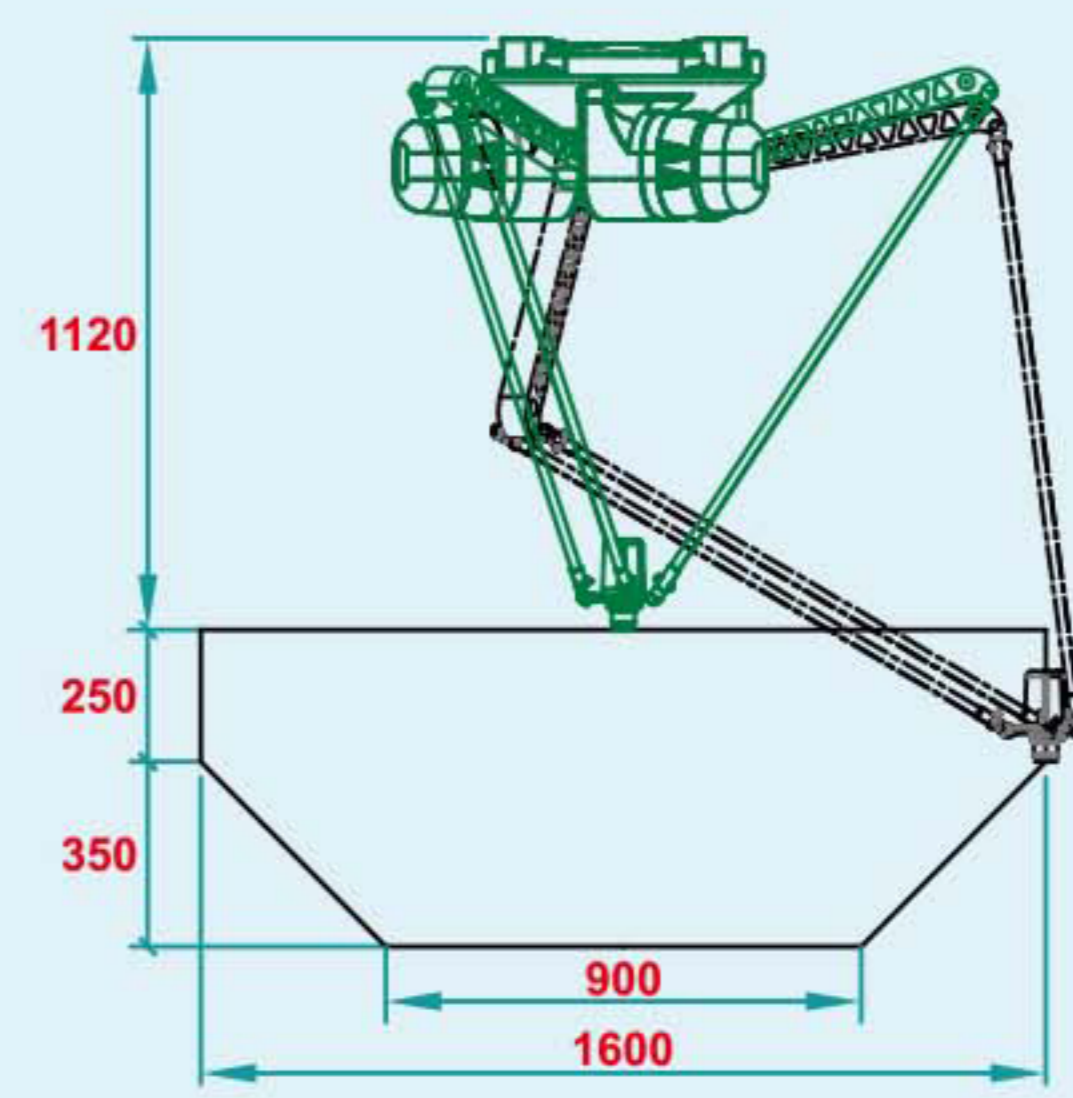


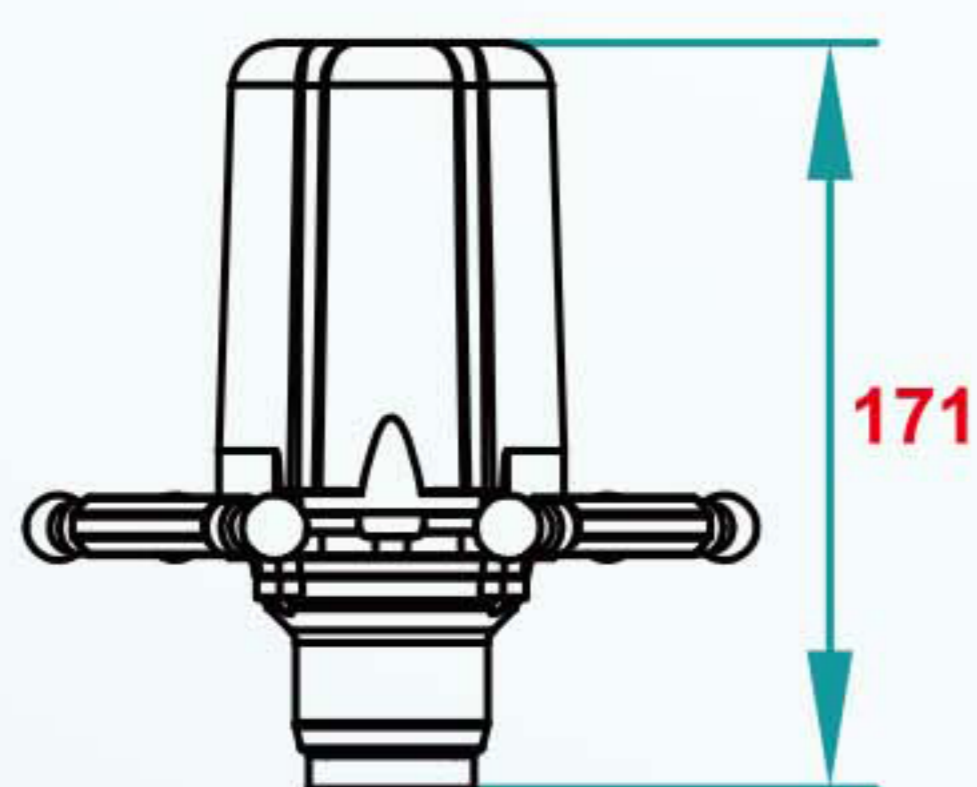
并联机器人——

志华系列—WSC-1400D/1600D

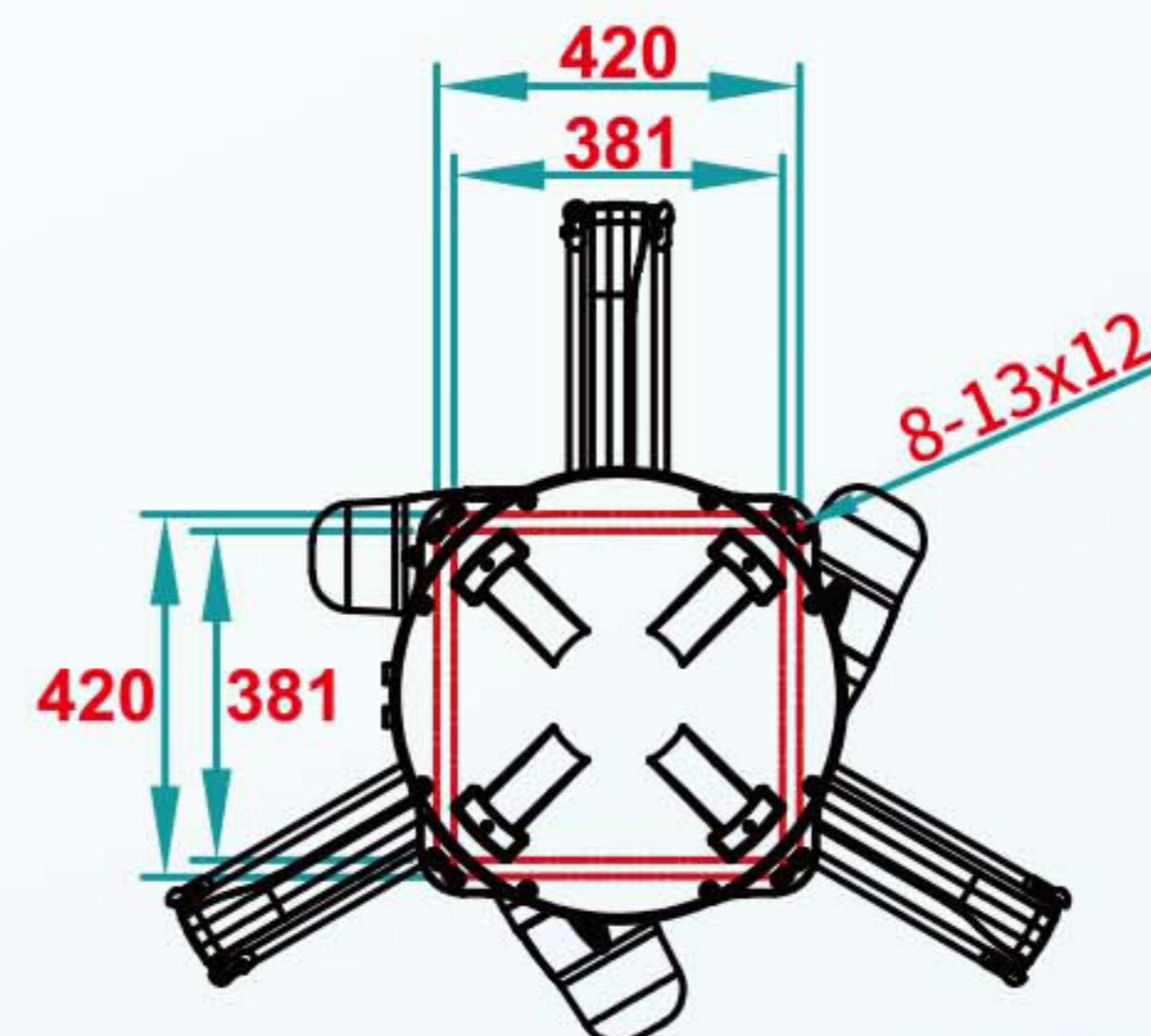
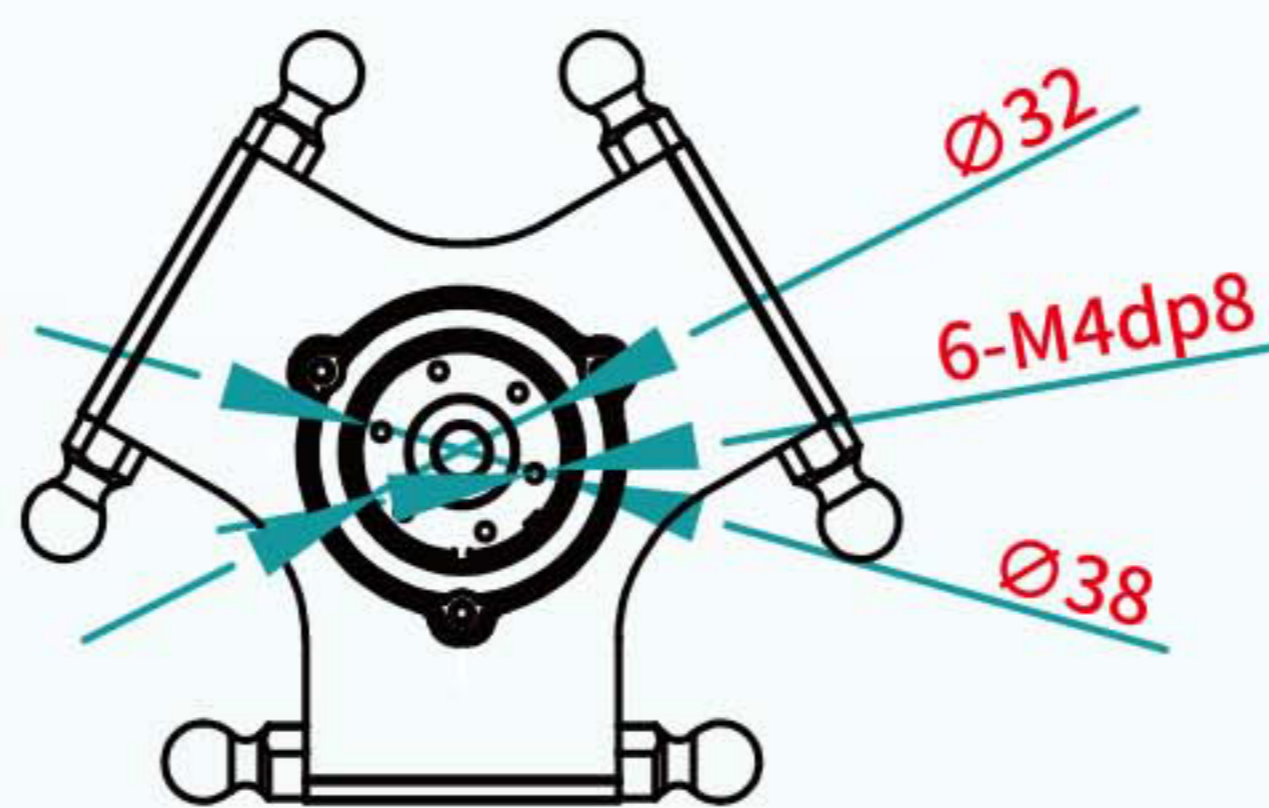
Parallel Robots—ZhiHuaSeries

性能参数 Performance parameters

| 型号 Model | WSC-1400D-L3 | WSC-1400D-L8 | WSC-1400D-L12 | WSC-1600D-L3 | WSC-1600D-L8 | WSC-1600D-L12 |
|---|---|--------------|---------------|--|--------------|---------------|
| 动作自由度 Power Rating | 四轴 | | | 四轴 | | |
| 最大负载 Load (kg) | 3kg | 8kg | 12kg | 3kg | 8kg | 12kg |
| 行程范围 Working Range (mm) |  | | |  | | |
| 标准循环时间 (s) Standard cycle time | 0.4秒/节拍 (25/305/25mm) | | | 0.4秒/节拍 (25/305/25mm) | | |
| 重复定位精度 (mm) Repeat positioning accuracy | ±0.05mm | | | ±0.05mm | | |
| 角度定位精度 Angular Positioning Accuracy | 0.5° | | | 0.5° | | |
| 电源 Power | 220V | | | 220V | | |
| 额定功率 Power Rating | 2.5kw | 3.5kw | 5kw | 5kw | | |
| 噪音水平 Noise Level | <75db | | | <75db | | |
| 防护等级 Protection Level | IP54 | | | IP54 | | |
| 驱动方式 Motor Method | Ac伺服驱动 Servo drives | | | Ac伺服驱动 Servo drives | | |
| 示教器 Demonstrator | 7寸示教器 7 inch | | | 7寸示教器 7 inch | | |
| 视觉定位模组 Vision Positioning Module | 选配 (130w相机、镜头、光源) | | | 选配 (130w相机、镜头、光源) | | |
| 运动指令 Operating Instructions | PTP、LINE、PICK、PLACE | | | PTP、LINE、PICK、PLACE | | |
| 安装方式 Installation Method | 倒置式 Inverted | | | 倒置式 Inverted | | |
| 机器人重量 Robot Weight | 72kg | | | 72kg | | |



末端法兰
End Flange



安装基座
Mounting Base